



PENTAIR FLOTEC

PUMPS & WATER SYSTEMS
PRODUCT CATALOGUE



— ALL —
PUMPS  **DIRECT**
FOR ALL YOUR PUMPING SOLUTIONS

<https://www.allpumpsdirect.co.uk/Pump/Pentair-Flotec->

YOU CAN FIND US IN THE BEST DIY STORES OF THE WORLD



Water is one of the most precious elements known to man. We use it to irrigate, wash and consume. We continuously transfer it between locations for use or recycling. It is necessary to pump water from wells or Expansion Tanks, to drain flooded areas where water has seeped, to dry a work yard or even to circulate stagnant water. In all cases, the need to transfer water for its usage requires the most practical and affordable means pumps.

FLOTEK offers a wide range of pumps and specific ACCESSORIES designed to satisfy all possible needs. Flotec pumps are manufactured by qualified technicians according to state-of-the-art engineering criteria with the guarantee of maximum quality. Flotec pumps are reliable and easy to install for usage. Flotec helps you to find a pump that best suits your needs. Our Flotec packaging is realized in four colors and each color is linked to the kind of application the product is addressed to.

OUR PLANT IS 100% GREEN



Thanks to the creation of a sophisticated photovoltaic system located on the roof of the building, the Pentair Water plant in Pisa has become the first plant able to produce 100% of the energy needed for productive activities.

4100 solar panels that generate up to 1,280,000 kWh each year have been installed on a surface of 11,000 m².

One of the greatest advantages includes a reduction of CO₂ emissions equal to 6335.5 Kg.

Our customers are assured that the products coming from the Pentair Water plant in Pisa are completely made by using renewable energy.



INDEX

IRRIGATION

SURFACE PUMPS	8
AUTOMATIC PUMPS WITH ELECTRONIC CONTROL	12
ENGINE PUMPS	16
SUBMERSIBLE PUMPS FOR WELLS	18

SPECIAL USES

DIESEL PUMPS	24
--------------	----

IRRIGATION/PRESSURIZATION

BOOSTERSETS	26
-------------	----

DRAINAGE

DRAINAGE CLEAR WATER	30
DRAINAGE WASTE WATER	34

ACCESSORIES

38

Smart, Sustainable Water Solutions.

FOR LIFE.

SOURCES

MODEL	FUNCTIONNING							
		Wells, rain water collectors <7m	Lake, channel <7m	Drilled well >7m	Municipal water	Water transfer, drainage of pools and flooded rooms	Water transfer, drainage of pools and flooded rooms	Diesel
GARDENJET 750	MANUAL	•	•					
GARDENJET 1000	MANUAL	•	•					
GARDENJET 1500	MANUAL	•	•					
GARDENJET INOX 1600	MANUAL	•	•					
EVO-MULTIMAX 340 LOGIC SAFE	MANUAL	•			•			
EVO-MULTIMAX 550 LOGIC SAFE	MANUAL	•			•			
EVO-MULTIMAX 840	MANUAL	•						
SUB 330S AUTO	AUTOMATIC	•						
SUB 530S AUTO	AUTOMATIC	•						
SUB 6S PLUS/ SUB 8 PLUS	MANUAL	•		•				
SUB 4600/75 PLUS	MANUAL	•		•				
SUB 6000/75 PLUS	MANUAL	•		•				
SCM4+ 115/92 DOM	MANUAL			•				
SCM4+ 115/122 DOM	MANUAL			•				
SUB 8S PLUS AUTO	AUTOMATIC	•		•				
HYDROBLASTER 2,5	MANUAL	•	•					
MULTIOIL	MANUAL							•
AUTOJET 1000	AUTOMATIC	•						
AUTOJET INOX 1600	AUTOMATIC	•						
EVOTRONIC 350	AUTOMATIC	•			•			
WP 750	AUTOMATIC	•	•					
WP 1000	AUTOMATIC	•	•					
WP 1500	AUTOMATIC	•	•					
GARDENPRESS 50	AUTOMATIC	•	•					
WP INOX 1000	AUTOMATIC	•	•					
WP INOX 1000 LOGIC DROP	AUTOMATIC	•	•					
WP INOX 1600	AUTOMATIC	•	•					
EVO-MULTIPRESS 340 50 DIGIPRESS	AUTOMATIC	•			•			
EVO-MULTIPRESS 340 SX DIGIPRESS	AUTOMATIC				•			
SOS FLOOD KIT	AUTOMATIC					•		
COMPAC 150	AUTOMATIC					•		
COMPAC 200	AUTOMATIC					•		
CLEAROX 9/12	AUTOMATIC					•		
CLEAROX 11/18	AUTOMATIC					•		
VIP 130/6 AUTO	AUTOMATIC					•		
VIP 180/7 AUTO	AUTOMATIC					•		
FP7KV	AUTOMATIC						•	
FP14KVX	AUTOMATIC						•	
VIP VORT 180/6 AUTO	AUTOMATIC						•	
BIOX 200/8 AUTO	AUTOMATIC						•	
BIOX 300/10 AUTO	AUTOMATIC						•	
BIOX 400/12 AUTO	AUTOMATIC						•	
MAXIVORT 50 36/14	AUTOMATIC						•	

APPLICATIONS



Heating pump Toilet, washing machine... Drinkable water Pressure washers Automatic irrigation Manual irrigation Number of sprinklers (50m pipe) Drainage of septic tanks and yards

Heating pump	Toilet, washing machine...	Drinkable water	Pressure washers	Automatic irrigation	Manual irrigation	Number of sprinklers (50m pipe)	Drainage of septic tanks and yards
				•	•	2	
				•	•	3	
	•			•	•	4	
	•			•	•	3	
	•	•	•	•	•	4	
	•	•	•	•	•	5	
	•		•	•	•	8	
					•	2	
					•	2	
	•		•	•	•	2/5	
	•		•	•	•	4	
	•		•	•	•	6	
•	•		•	•	•	9	
•	•		•	•	•	9	
	•			•		5	
					•		
	•					2	
	•			•		3	
			•	•		4	
	•		•	•		2	
	•		•	•		2	
	•		•	•		3	
	•		•	•		3	
	•		•	•		2	
	•		•	•		2	
	•		•	•		3	
	•		•	•		4	
	•		•	•		4	
							•
							•
							•
							•

INCREASE YOUR APPLICATIONS BY AUTOMATING YOUR PUMP

It is possible to change from "manual" to "automatic" working by using the following accessories:

HIGH NUMBER OF USERS OR INTENSIVE PUMP START/STOP

Horizontal or vertical tank Kit Press (pressure switch with cable + pressure gauge+ 5ways connector + flexible hose)

- EX:
- 100 L for Evo- Multimax and SUB 6S Plus - 8S Plus
 - 200 to 300 L for SCM 115/92 Dom
 - 300 to 500 L for SCM 115/122 Dom

LOW NUMBER OF USERS OR NOT INTENSIVE PUMP START/STOP

PressureMate 1,5 (dry running protection)



MANUAL

It is the user who makes the pump start by switching on or plugging in.

Application:
Car washing, garden irrigation...

AUTOMATIC

When the user opens a tap, a spray gun, a control solenoid, or other, the pump automatically starts.

Application:
Domestic water supply, garden irrigation, car washing...

It is possible to change "manual" to automatic functioning through accessories: Pressure Kit with tanks or PressureMate.

HOW TO CHOOSE YOUR PUMP

- ▶ GARDEN IRRIGATION/CAR WASHING
- ▶ DIESEL TRANSFER
- ▶ DOMESTIC WATER SUPPLY / PRESSURIZATION

- ▶ DOMESTIC FLOOD WATER SEWAGE / WELLS WATER DRAWING
- ▶ DOMESTIC WASTE WATER DRAINAGE

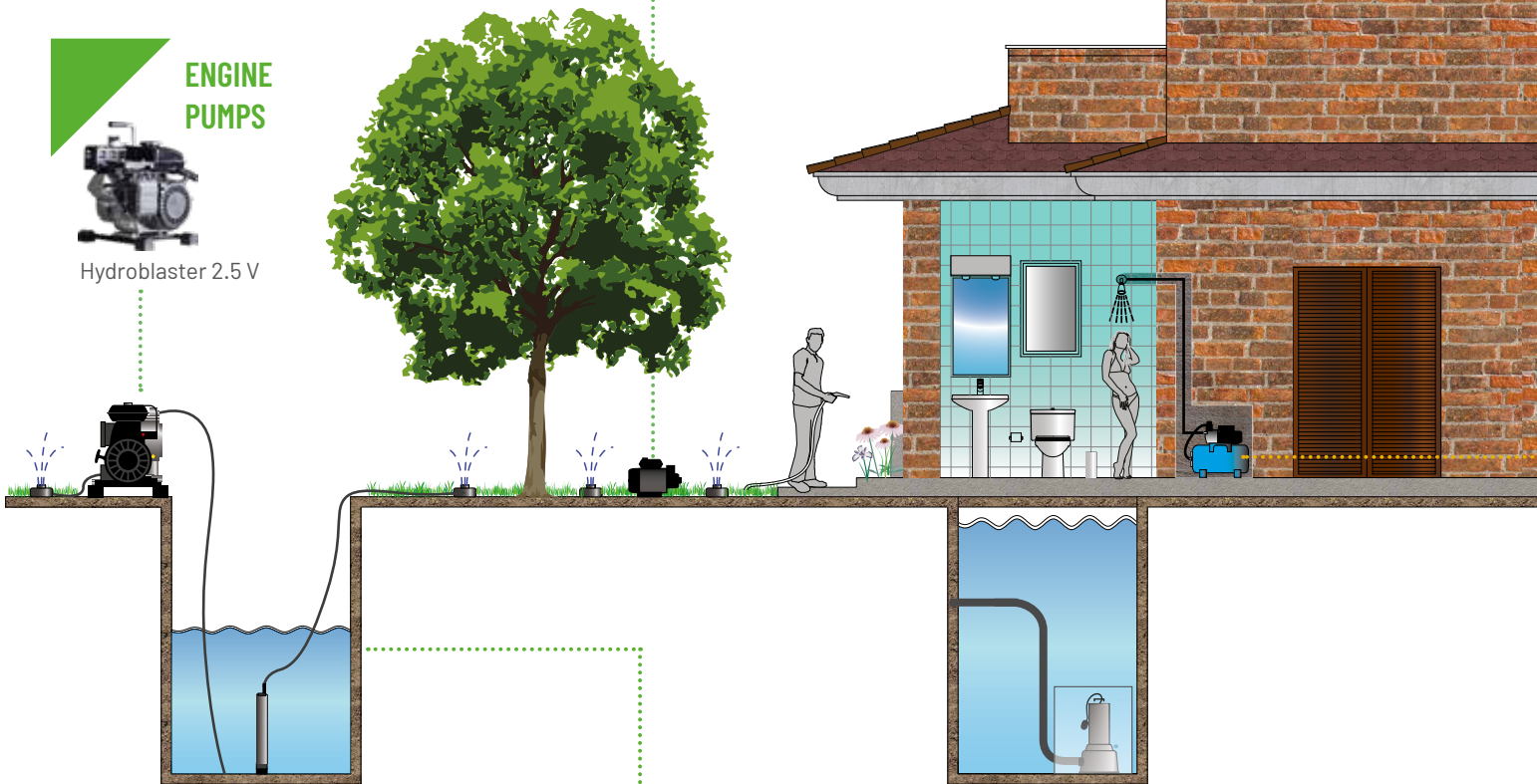
SURFACE PUMPS



ENGINE PUMPS



Hydroblaster 2.5 V



SUBMERSIBLE PUMPS



PRESSURIZATION



Evo-multipress 340
50 Digipress



Evo-multipress 340 sx
Digipress



Waterpress inox 1000
logic drop



Waterpress inox 1600



Waterpress 750



Waterpress 1000



Waterpress 1500



Waterpress inox 1000

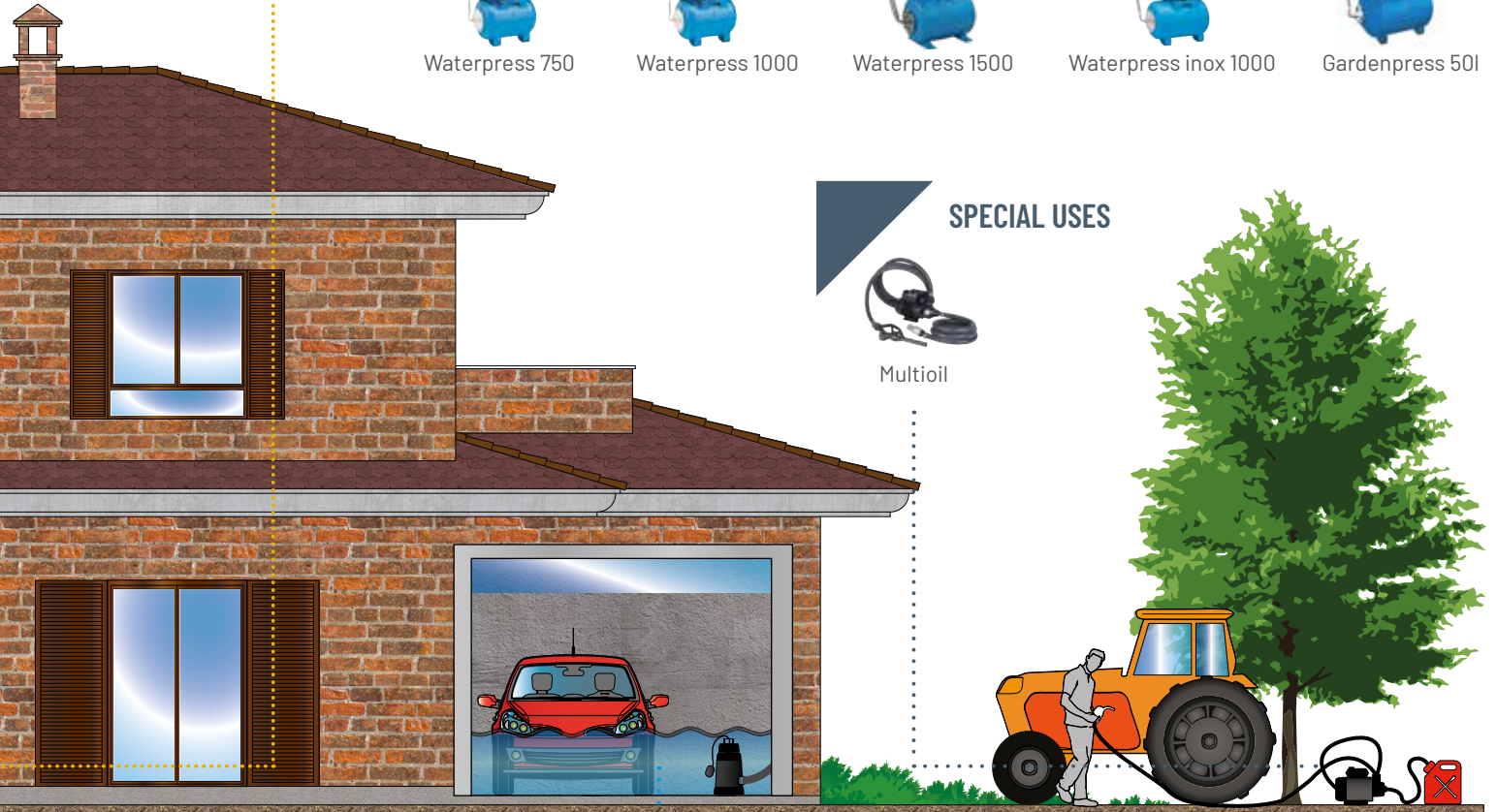


Gardenpress 50l

SPECIAL USES



Multioil



DRAINAGE WASTE WATER



Biox 200/8



Biox 300/10



Biox 400/12



FP7KV



FP14KVX



Vipvort 180/6



Maxivort 50
36/14

DRAINAGE CLEAR WATER



Compac 150



Compac 200



S.O.S Flood Kit



Clearox 9/12



Clearox 11/18



Vip 180/7



Vip 130/6

SURFACE PUMPS

Flotec garden pumps are ideal to irrigate lawns and flowerbeds, wash terraces or outdoor floors, and fill or drain Expansion Tanks and basins.

A full range of models to offer the widest selection: from models with polypropylene pump body employed for foodrelated applications, to multi-stage pumps, models that reaches excellent performances with a noiseless operation.

(See Application Guide at page 4-5)



JET RANGE



These pumps are not suitable for sea water, for waste water, or for water containing corrosive or easily inflammable fluids. They have a stainless steel motor shaft (anti-corrosion) and the motor has a built-in thermal protection relay to protect the motor from overheating.

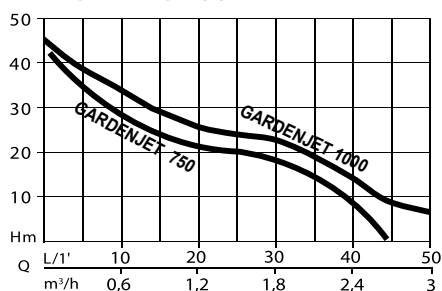


The impeller of "JET" type guarantees a high efficiency. The hydraulic system of these pump is entirely in NORYL.



- Ergonomic handle for a safer grip and to facilitate transportation
- Resistent cast iron pump body

PERFORMANCE CURVE



	GARDENJET 750	GARDENJET 1000
CODE	N4176950	N4177010
GTIN CODE	8010583529005	7630014538485
ABSORBED POWER	600 W	800 W
MAX. HEAD / PRESSURE	42m / 4,2 bar	46 m / 4,6 bar
MAX. FLOW RATE	2700 l/h	3300 l/h
VOLTAGE / FREQUENCY	230 V / 50 Hz	230 V / 50 Hz
RATED CURRENT	2.6 A	3.5 A
SUCTION / DELIVERY PORT	33.25 mm (1" F)	33.25 mm (1" F)
NUMBER OF IMPELLERS	1	1
PUMP BODY	Cast iron	Cast iron
MAX ADVISED SUCTION DEPTH	7 m	7 m
MAX. TEMPERATURE OF PUMPED FLUID	35 °C	35 °C
POWER CABLE	1.5 m with Schuko plug	1.5 m with Schuko plug
N. OF IRRIGATORS FOR 25/50/75/100 M	2/2/2/2 (Pipe Ø 19 mm)	3/2/2/2 (Pipe Ø 19 mm)

JET RANGE



These pumps are not suitable for sea water, for waste water or for water containing corrosive or easily inflammable fluids.
The hydraulic system of these pump is entirely in NORYL.

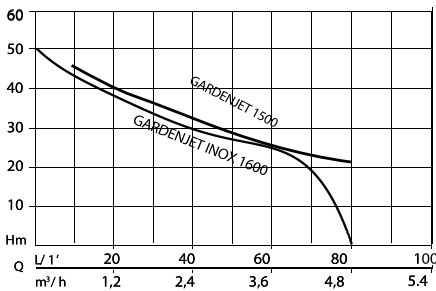


GARDENJET 1500:
• **Resistent cast iron pump body**



GARDENJET INOX 1600:
• **Ergonomic handle for a safer grip and to facilitate transportation**
• **Stainless steel pump body**

PERFORMANCE CURVE



	GARDENJET 1500	GARDENJET INOX 1600
CODE	N4176960	N4177000
GTIN CODE	7630014507719	7630014516216
ABSORBED POWER	1100 W	1200 W
MAX. HEAD / PRESSURE	50 m / 5 bar	50 m / 5 bar
MAX. FLOW RATE	4300 l/h	4300 l/h
VOLTAGE / FREQUENCY	230 V / 50 Hz	230 V / 50 Hz
RATED CURRENT	5.7 A	5.7 A
SUCTION / DELIVERY PORT	33.25 mm (1" F)	33.25 mm (1" M)
NUMBER OF IMPELLERS	1	1
PUMP BODY	Cast iron	Stainless steel
MAX ADVISED SUCTION DEPTH	7 m	7 m
MAX. TEMPERATURE OF PUMPED FLUID	35 °C	35 °C
POWER CABLE	1.5 m with Schuko plug	1.5 m with Schuko plug
ACCESSORIES INCLUDED	Hose connector Ø 25 mm	-
N. OF IRRIGATORS FOR 25/50/75/100 M	4/3/3/2 (Pipe Ø 19 mm)	3/3/2/2 (Pipe Ø 19 mm)

MULTISTAGE RANGE



Evo-Multimax range is composed by self-priming pumps with multistage hydraulic system.

LOGIC SAFE:

Integrated electronic device for dry running, motor overload and water temperature overheating protection and for a longer Pump Lifetime.



EVO-MULTIMAX 340 / 550 LOGIC SAFE:

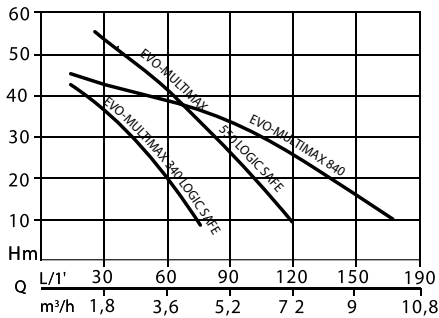
- Energy saving thanks to higher hydraulic performances
- Protection against dry running, motor overload and water temperature overheating
- Extremely noiseless working



EVO-MULTIMAX 840:

- Energy saving thanks to higher hydraulic performances
- Professional quality
- Extremely noiseless working

PERFORMANCE CURVE



	EVO-MULTIMAX 340 LOGIC SAFE	EVO-MULTIMAX 550 LOGIC SAFE	EVO-MULTIMAX 840
CODE	N4501302	N4501312	N4501322
GTIN CODE	7630046622237	7630046621902	7630046622374
ABSORBED POWER	800 W	1350 W	1700 W
MAX. HEAD / PRESSURE	45 m / 4,5 bar	62 m / 6.2 bar	47 m / 4,7 bar
MAX. FLOW RATE	5000 l/h	7800 l/h	12000 l/h
VOLTAGE / FREQUENCY	230 V / 50 Hz	230 V / 50 Hz	230 V / 50 Hz
RATED CURRENT	3,4 A	6 A	7,2 A
SUCTION / DELIVERY PORT	33.25 mm (1" F)	33.25 mm (1" F)	41.90 mm (1 1/4 F)
NUMBER OF IMPELLERS	4	5	4
PUMP BODY	Stainless steel	Stainless steel	Stainless steel
MAX ADVISED SUCTION DEPTH	8 m	8 m	8 m
MAX. TEMPERATURE OF PUMPED FLUID	50 °C	50 °C	50 °C
POWER CABLE	1.5 m with Schuko plug	1.5 m with Schuko plug	1.5 m with Schuko plug
ACCESSORIES INCLUDED	Hose connector Ø 25 mm	Hose connector Ø 25 mm	-
N. OF IRRIGATORS FOR 25/50/75/100 M	4/3/3/2 (Pipe Ø 19 mm)	5/5/4/3 (Pipe Ø 19 mm)	10/9/9/8 (Pipe Ø 19 mm)

AUTOMATIC PUMPS WITH ELECTRONIC CONTROL

The electronic device controls both flow and pressure and automatically manages the operation of the pump. The device stops the pump if no water is supplied.

These pumps are ideal to irrigate lawns and flowerbeds, wash terraces and outdoor floors, and fill or empty Expansion Tanks and basins.

They can also be used as automatic pumps to pressurize and automate domestic water supply systems.

(See Application Guide at page 4-5)



AUTOJET RANGE



AUTOJET models are equipped with a LED panel to control the operating status of the pump: it is therefore possible to verify if the pump is power supplied, if it is running, if there's a water flow, if there are unusual conditions and, if so, what they are (e.g: lack of water).

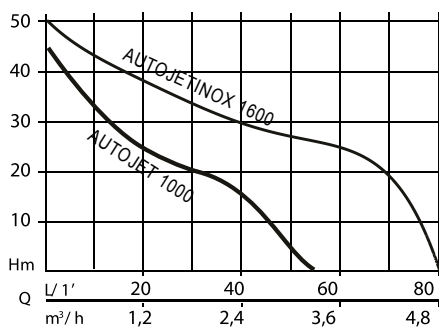


The pump starts automatically every time water is requested and the system pressure falls below the minimum value set to 1,5 bar. The pump continues to run as long as water is requested. After that, the pump keeps running for a few seconds in order to reset the hydraulic pressure in the system.



- Dry running protection
- Electronic device for flow and pressure control.
- Automatic pump

PERFORMANCE CURVE



	AUTOJET 1000	AUTOJETINOX 1600
CODE	N4176792	N4177000-P
GTIN CODE	7630046621100	7630014525133
ABSORBED POWER	800 W	1200 W
MAX. HEAD / PRESSURE	46 m / 4,6 bar	50 m / 5 bar
MAX. FLOW RATE	3300 l/h	4300 l/h
VOLTAGE / FREQUENCY	230 V / 50 Hz	230 V / 50 Hz
RATED CURRENT	3.7 A	5.7 A
SUCTION / DELIVERY PORT	33.25 mm (1" F)	33.25 mm (1" M)
NUMBER OF IMPELLERS	1	1
PUMP BODY	Polypropylene	Stainless steel
MAX ADVISED SUCTION DEPTH	7 m	7 m
MAX. TEMPERATURE OF PUMPED FLUID	50 °C	35 °C
POWER CABLE	1.5 m with Schuko plug	1.5 m with Schuko plug
ACCESSORIES INCLUDED	-	PRESSUREMATE 1.1 device and connector
N. OF IRRIGATORS FOR 25/50/75/100 M	2/2/2/2 (Pipe Ø 19 mm)	3/3/2/2 (Pipe Ø 19 mm)

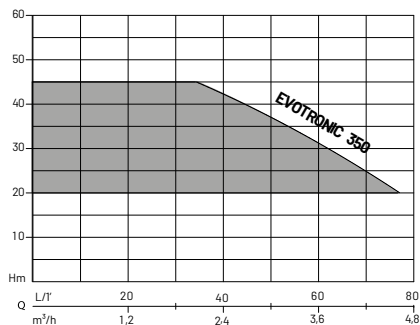
EVOTRONIC 350



EVOTRONIC 350 is a system composed of a multistage self-priming pump, with stainless steel pump body and an electronic frequency changer (inverter) that, according to the effective water demand, allows the pressure to be maintained constant in the system, reducing or increasing the electric pump motor rotation speed.

- Energy saving up to 40% thanks to high efficiency hydraulic performances and inverter device for constant pressure control
- Dry running and motor overload protection
- Pump self-diagnosis
- Self priming pump
- Control device equipped with LCD Display for pump setting and self-diagnosis check
- Plug and Play product equipped with 2l pre-assembled tank

PERFORMANCE CURVE



	EVOTRONIC 350
CODE	N4501330
GTIN CODE	7630014581177
ABSORBED POWER	1100 W
MAX. HEAD / PRESSURE	57 m / 5.7 bar
MAX. FLOW RATE	5600 l/h
VOLTAGE / FREQUENCY	230 V
RATED CURRENT	7 A
SUCTION / DELIVERY PORT	33.25 mm (1" M)
NUMBER OF IMPELLERS	4
PUMP BODY	Stainless steel
MAX ADVISED SUCTION DEPTH	8 m
MAX. TEMPERATURE OF PUMPED FLUID	50 °C
POWER CABLE	1.5 m with Schuko plug
N. OF IRRIGATORS FOR 25/50/75/100 M	6/5/4/3 (Pipe Ø 19 mm)



LCD DISPLAY

Thanks to the LCD Display it is possible to modify the pressure setting (pre-set between 2 and 4.5 bar), but it's also possible to select the language and to visualize the alarms for dry running, motor overheating and pressure sensor.

COMFORT

Thanks to the inverter, the pump allows to reach a high comfort, since the product will work only according to the real needs, maintaining a constant pressure in the system even when water demand changes. Moreover, thanks to the inverter technology the pump is more wear resistant and its working operations are more silent.



2L TANK




Thanks to the 2l tank installed on Evotronic 350 the number of the pump re-starts is reduced and this leads to a reduction of the operation of the pump.



INVERTER TECHNOLOGY

The Inverter technology allows to set, control and protect all pump functions. In comparison to a standard pump, the inverter regulates the pump speed by keeping a constant pressure in the system: this makes sure that the only energy consumption is the one effectively needed, according to the realwater demand.



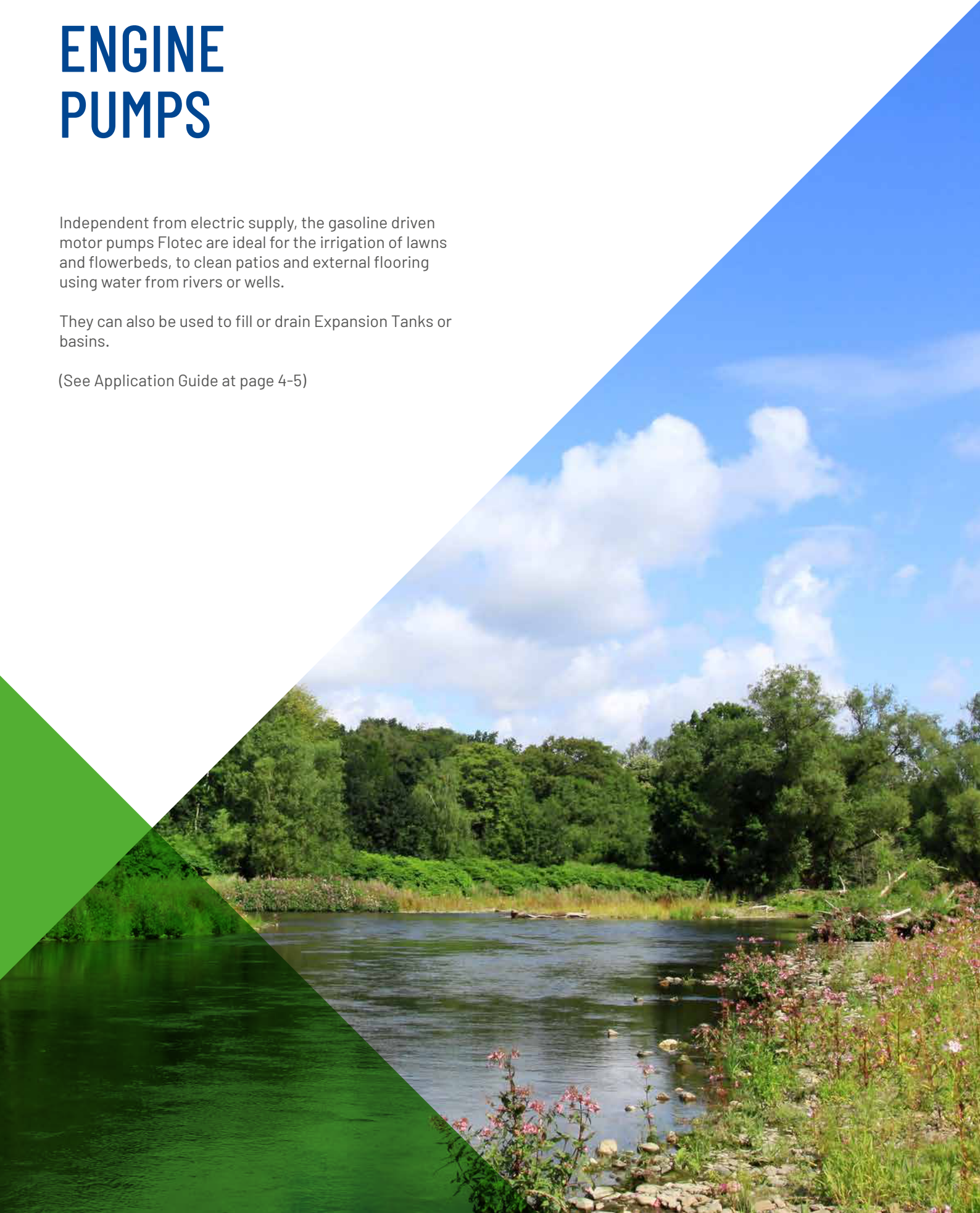
ENERGY CONSUMPTION	
DOMESTIC WATER DEMAND	
N° OF PEOPLE IN THE HAUSE	 
N° OF HOURS OF ANNUAL PUMP OPERATION	<div style="display: flex; justify-content: space-around;"> 2.250 3.260 </div>
ENERGY CONSUMPTION IN KW STANDARD PUMP	<div style="display: flex; justify-content: space-around;"> 2.010 2.912 </div>
ENERGY CONSUMPTION IN KW EVOTRONIC 350	<div style="display: flex; justify-content: space-around;"> 1.215 1.760 </div>
ENERGY SAVING IN KWH	<div style="display: flex; justify-content: space-around;"> 795 1.152 </div>
ENERGY SAVING IN KWH FOR ONE YEAR OF WORKING	<div style="display: flex; justify-content: space-around;"> 40% 40% </div>

ENGINE PUMPS

Independent from electric supply, the gasoline driven motor pumps Flotec are ideal for the irrigation of lawns and flowerbeds, to clean patios and external flooring using water from rivers or wells.

They can also be used to fill or drain Expansion Tanks or basins.

(See Application Guide at page 4-5)



ENGINE PUMPS

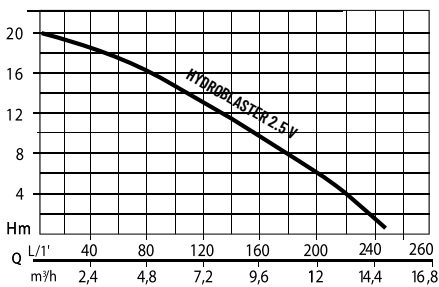


Hydroblaster is a self-priming engine pump, ideal for irrigation and external flooring cleaning in places where electric supply is not available.



- Gemakkelijk te vervoeren d.m.v. handgreep
- Anti-slip ondersteuning
- 4-takt motor

PERFORMANCE CURVE



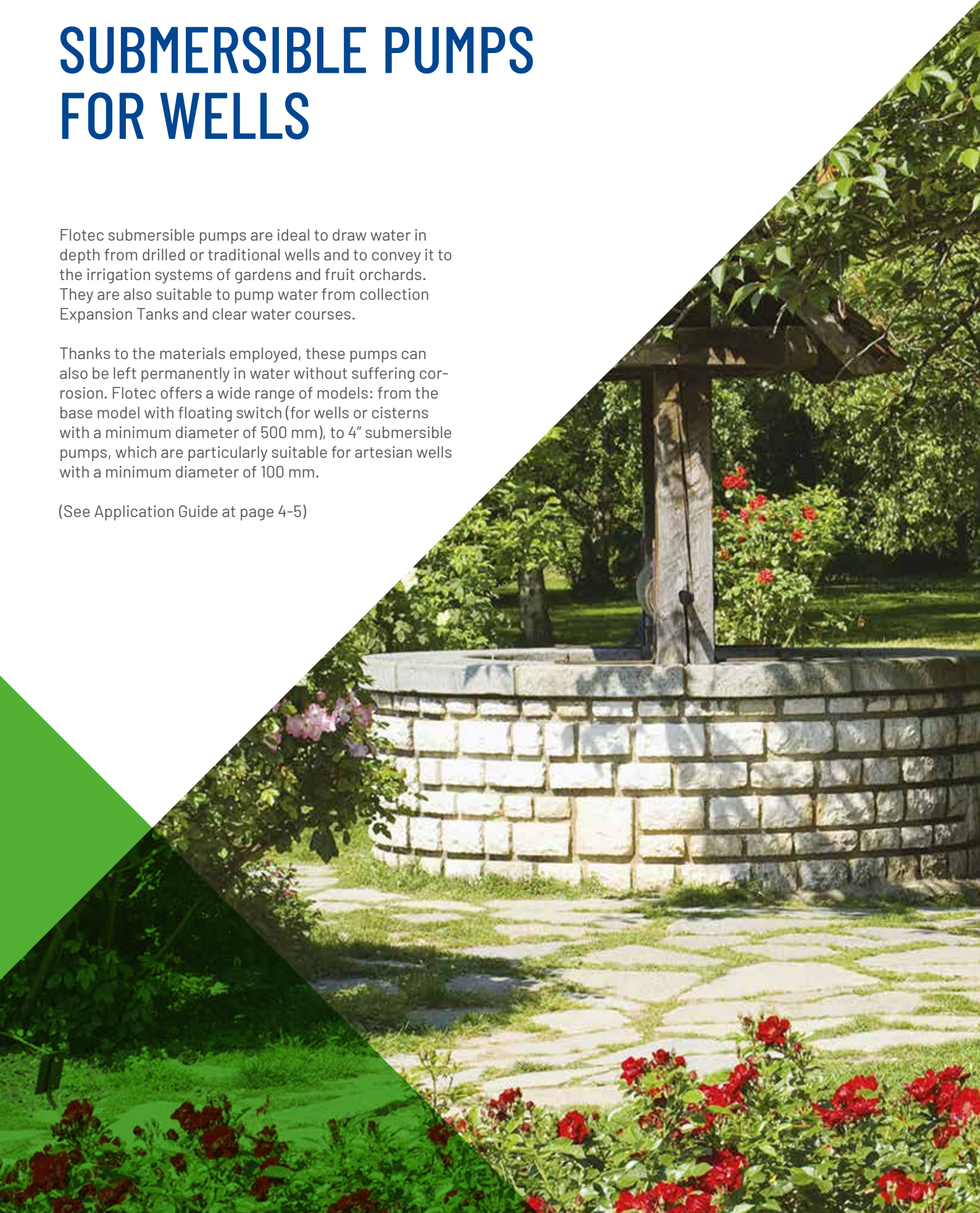
HYDROBLASTER 2.5 V	
CODE	N4151090
GTIN CODE	7630046608200
ABSORBED POWER	1700 W
MAX. HEAD / PRESSURE	20 m / 2 bar
MAX. FLOW RATE	15000 l/h
FUEL	Unleaded gasoline
FUEL TANK CAPACITY	1.6 l
SUCTION / DELIVERY PORT	40 mm (1 1/2 M)
PUMP BODY	Aluminium
MAX ADVISED SUCTION DEPTH	5 m
MAX. TEMPERATURE OF PUMPED FLUID	32 °C
IMPELLER	Aluminium
MOTOR	4-stroke, start up: pull start
WEIGHT	13 kg
ACCESSORIES INCLUDED	Connector for hoses Ø 40 mm

SUBMERSIBLE PUMPS FOR WELLS

Flotec submersible pumps are ideal to draw water in depth from drilled or traditional wells and to convey it to the irrigation systems of gardens and fruit orchards. They are also suitable to pump water from collection Expansion Tanks and clear water courses.

Thanks to the materials employed, these pumps can also be left permanently in water without suffering corrosion. Flotec offers a wide range of models: from the base model with floating switch (for wells or cisterns with a minimum diameter of 500 mm), to 4" submersible pumps, which are particularly suitable for artesian wells with a minimum diameter of 100 mm.

(See Application Guide at page 4-5)



SCM RANGE

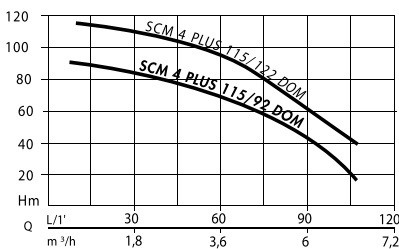
SCM 4 PLUS DOM

These pumps are composed of a multi-stage pump unit coupled directly with a submersible motor. They are ideal for withdrawing water from drilled or very deep wells. Thanks to their high pressure, these pumps can also be used if the water demand is very far away. They are suitable for clean, non aggressive fluids and for fluids free from suspended solids.

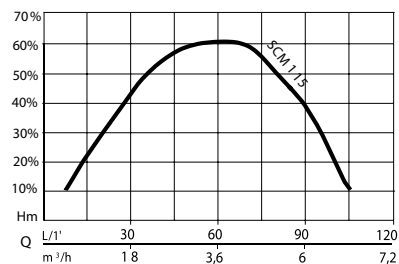
- Mechanical seal with sand protection
- European production and professional quality
- Control panel
- High pressure
- Stainless steel anti-corrosion check valve



PERFORMANCE CURVE



EFFICIENCY CURVE



MEI ≥ 0.4. Benchmark MEI ≥ 0.70. Information on benchmark efficiency is available at www.euroupump.org/efficiencycharts



	SCM 4 PLUS 115/92 DOM	SCM 4 PLUS 115/122 DOM
CODE	N3186070	N3186270
GTIN CODE	8010583124354	7630014505524
ABSORBED POWER	1900 W	2150 W
MAX. HEAD / PRESSURE	95 m / 9.5 bar	122 m / 12.2 bar
MAX. FLOW RATE	6900 l/h	6900 l/h
VOLTAGE / FREQUENCY	230 V / 50 Hz	230 V / 50 Hz
RATED CURRENT	8.3 A	10.7 A
NUMBER OF IMPELLERS	13	17
PUMP BODY	Stainless steel	Stainless steel
MAX. TEMPERATURE OF PUMPED FLUID	35 °C	30 °C
MAX DEPTH OF IMMERSION	27 m	47 m
MINIMUM OPERATING SPACE	100 mm (4")	100 mm
POWER CABLE	30 m H07 RN8-F with Schuko plug	50 m H07 RN8-F with Schuko plug
PUMP OUTLET	41.90 mm (1 1/4)	41.90 mm (1 1/4)
ACCESSORIES INCLUDED	Wired control panel. Nylon safety rope 30 m	Wired control panel. Nylon safety rope 50 m
N. OF IRRIGATORS FOR 25/50/75/100 M	9/9/8/7 (Pipe Ø 25 mm)	9/9/8/7 (Pipe Ø 25 mm)

SUB RANGE

SUB 330S / 530S Auto

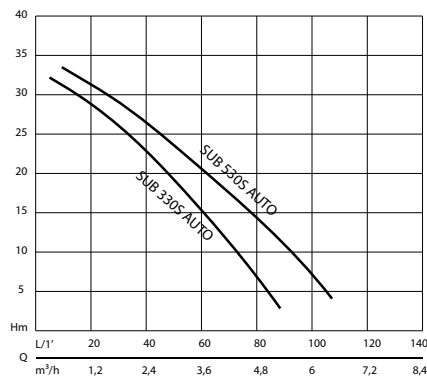
The pumps of this range have a multi-stage hydraulic system and a level floating indicator that allows automatic operation.

These pumps have a stainless steel motor shaft anti-corrosion and are suitable for clean, non aggressive fluids as well as for fluids free from suspended solids.

- Dry running protection thanks to the float switch
- Aluminium die-casting and stainless steel pump body
- Optimisation of hydraulic efficiency for high performance with lower energy consumption



PERFORMANCE CURVE



	SUB 330S AUTO	SUB 530S AUTO
CODE	N3016140	N3016150
GTIN CODE	7630046618087	7630046618094
ABSORBED POWER	650 W	800 W
MAX. HEAD / PRESSURE	33 m / 3.3 bar	35 m / 3.5 bar
MAX. FLOW RATE	5600 l/h	7000 l/h
VOLTAGE / FREQUENCY	230 V / 50 Hz	230 V / 50 Hz
RATED CURRENT	3 A	3.8 A
NUMBER OF IMPELLERS	3	3
PUMP BODY	Aluminium die casting and stainless steel	Aluminium die casting and stainless steel
MAX. TEMPERATURE OF PUMPED FLUID	40 °C	40 °C
MAX DEPTH OF IMMERSION	7 m	7 m
MINIMUM OPERATING SPACE	500 mm	500 mm
POWER CABLE	10 m H07 RN8-F with Schuko plug	10 m H07 RN8-F with Schuko plug
PUMP OUTLET	41.90 mm (1"1/4)	41.90 mm (1"1/4)
ACCESSORIES INCLUDED	Adjustable connector for hoses Ø 15, 19 and 25 mm; Float switch	Adjustable connector for hoses Ø 15, 19 and 25 mm; Float switch
N. OF IRRIGATORS FOR 25/50/75/100 M	2/2/2/2 (Pipe Ø 25 mm)	-

SUB RANGE

SUB 8S Plus AUTO

This pump is suitable for clean, non aggressive fluids and for fluids free from suspended solids. Impellers are in acetal resin and the motor shaft is in AISI 303 stainless steel (anti-corrosion). Accessory device PRESSUREMATE 1.1 is included.

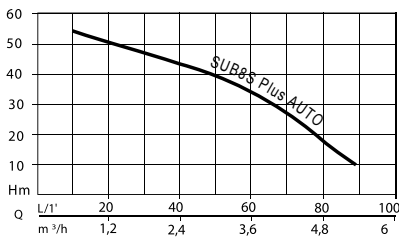
- **Double mechanical seal for great reliability, reduction of maintenance operations and continuous duty**
- **European production and professional quality**
- **Integrated check valve**

PRESSUREMATE 1.1

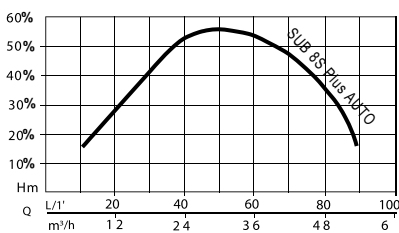
PRESSUREMATE starts and stops the pump in accordance with the operating and closing of the taps. If no water is supplied, the electronic system stops the pump to protect it from dry running.



PERFORMANCE CURVE



EFFICIENCY CURVE



MEI ≥ 0.4-Benchmark MEI ≥ 0.70-information on benchmark efficiency is available at www.europump.org/efficiencycharts



	SUB 8S PLUS AUTO
CODE	N3200200-P
GTIN CODE	7630014535286
ABSORBED POWER	1100 W
MAX. HEAD / PRESSURE	57 m / 5.7 bar
MAX. FLOW RATE	6000 l/h
VOLTAGE / FREQUENCY	230 V / 50 Hz
RATED CURRENT	5 A
NUMBER OF IMPELLERS	8
PUMP BODY	Stainless steel
MAX. TEMPERATURE OF PUMPED FLUID	40 °C
MAX DEPTH OF IMMERSION	19 m
MINIMUM OPERATING SPACE	100 mm (4")
POWER CABLE	22 m H07 RN8-F with Schuko plug
PUMP OUTLET	41.90 mm (1 1/4)
ACCESSORIES INCLUDED	Nylon safety rope 22 m - PRESSUREMATE 1.1
N. OF IRRIGATORS FOR 25/50/75/100 M	5/5/4/4 (Pipe Ø 25 mm)

SUB RANGE

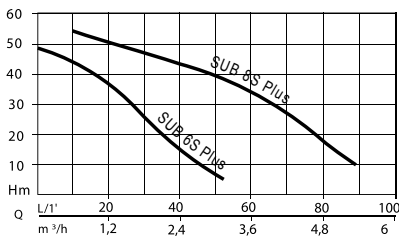
SUB 6S Plus-8S Plus

These pumps are suitable for clean, non aggressive fluids and for fluids free from suspended solids. Impellers are in acetal resin and the motor shaft is in AISI 303 stainless steel (anti-corrosion).

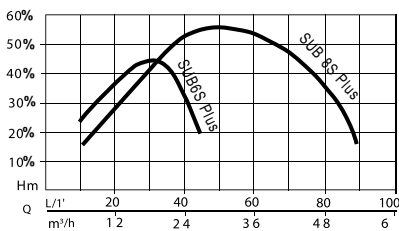
- **Double mechanical seal for great reliability, reduction of maintenance operations and continuous duty**
- **European production and professional quality**
- **Integrated check valve**



PERFORMANCE CURVE



EFFICIENCY CURVE



MEI ≥ 0.4. Benchmark MEI ≥ 0.70. Information on benchmark efficiency is available at www.europump.org/efficiencycharts



	SUB 8S PLUS	SUB 6S PLUS
CODE	N3200200	N3200190
GTIN CODE	7630014536023	7630014535262
ABSORBED POWER	1100 W	800 W
MAX. HEAD / PRESSURE	57 m / 5.7 bar	50 m / 5 bar
MAX. FLOW RATE	6000 l/h	3300 l/h
VOLTAGE / FREQUENCY	230 V / 50 Hz	230 V / 50 Hz
RATED CURRENT	5 A	3.8 A
NUMBER OF IMPELLERS	8	6
PUMP BODY	Stainless steel	Stainless steel
MAX. TEMPERATURE OF PUMPED FLUID	40 °C	40 °C
MAX DEPTH OF IMMERSION	19 m	19 m
MINIMUM OPERATING SPACE	100 mm (4")	100 mm (4")
POWER CABLE	22 m H07 RN8-F with Schuko plug	22 m H07 RN8-F with Schuko plug
PUMP OUTLET	41.90 mm (1 1/4)	41.90 mm (1 1/4)
ACCESSORIES INCLUDED	Nylon safety rope 22 m	Nylon safety rope 22 m
N. OF IRRIGATORS FOR 25/50/75/100 M	5/5/4/4 (Pipe Ø 25 mm)	2/2/2/2 (Pipe Ø 25 mm)

SUB RANGE

SUB 4600/75 Plus - 6000/75 Plus

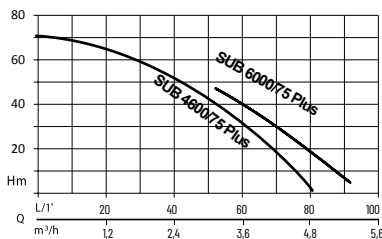
These pumps are ideal for withdrawing water from drilled or very deep wells. Thanks to their high pressure, these pumps can also be used if the water demand is very far away.

They are suitable for clean, non aggressive fluids and for fluids free from suspended solids.

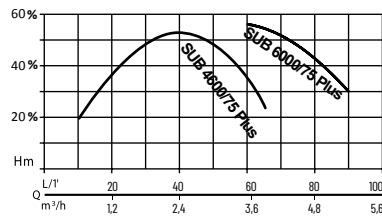
- **Double mechanical seal for great reliability, reduction of maintenance operations and continuous duty**
- **Integrated check valve**
- **European production and professional quality**
- **High pressure**
- **The motor shaft is in AISI 303 stainless steel (anti-corrosion)**



PERFORMANCE CURVE



EFFICIENCY CURVE



MEI ≥ 0.4. Benchmark MEI ≥ 0.70. Information on benchmark efficiency is available at www.europump.org/efficiencycharts



	SUB 4600/75 PLUS	SUB 6000/75 PLUS
CODE	N3200230	N3200240
GTIN CODE	7630014535316	7630014535323
ABSORBED POWER	1100 W	1300 W
MAX. HEAD / PRESSURE	75 m / 7.5 bar	71 m / 7.1 bar
MAX. FLOW RATE	4600 l/h	6000 l/h
VOLTAGE / FREQUENCY	230 V / 50 Hz	230 V / 50 Hz
RATED CURRENT	5 A	6 A
NUMBER OF IMPELLERS	11	10
PUMP BODY	Stainless steel	Stainless steel
MAX. TEMPERATURE OF PUMPED FLUID	40 °C	40 °C
MAX DEPTH OF IMMERSION	27 m	27 m
MINIMUM OPERATING SPACE	100 mm (4")	100 mm
POWER CABLE	30 m H07 RN8-F with Schuko plug	30 m H07 RN8-F with Schuko plug
PUMP OUTLET	41.90 mm (1 1/4)	41.90 mm (1 1/4)
ACCESSORIES INCLUDED	Nylon safety rope 30 m	Nylon safety rope 30 m
N. OF IRRIGATORS FOR 25/50/75/100 M	5/4/4/4 (Pipe Ø 25 mm)	7/6/5/5 (Pipe Ø 25 mm)

PUMP FOR DIESEL

Electropump for diesel pumping, suitable for agriculture, industrial and domestic use.

(See Application Guide at page 4-5)



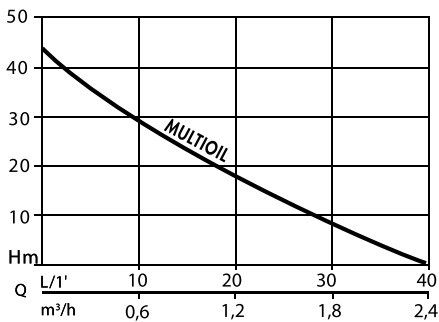
MULTIOIL



- Special hydrocarbon pipe
- Full Kit gasoil included

This pump is ideal for pumping diesel and it is suitable for agricultural, industrial and domestic use.

PERFORMANCE CURVE



	MULTIOIL
CODE	N4162030F1
GTIN CODE	8010583343571
ABSORBED POWER	550 W
MAX. HEAD / PRESSURE	35 m ÷ 4 m
MAX. FLOW RATE	300 ÷ 2100 l/h
VOLTAGE / FREQUENCY	230 V / 50 Hz
RATED CURRENT	2.6 A
SUCTION / DELIVERY PORT	33.25 mm (1")
PUMP BODY	Cast iron
MAX ADVISED SUCTION DEPTH	5 m
MAX. TEMPERATURE OF PUMPED FLUID	35 °C
MOTOR	Single - phase, continuous operation motor. External ventilation with always ON condenser
ACCESSORIES INCLUDED	Includes 4 m suction hose and 2 m discharge hose with fuel pistol, brass foot valve and filter

PRESSURIZATION

The pressure of domestic water supply systems is not always enough to supply an adequate amount of water at a suitable pressure for all users. Surely, you have found yourself having a shower with a limp, thin stream of water when other taps or appliances are in use at the same time.

The best and most affordable solution to solve water pressure deficiency problems is to install a Flotec booster set. These systems are specifically designed to boost the pressure of water supply systems and guarantee availability of adequate water pressure to all points in the house, including the upper floors.

(See Application Guide at page 4-5)



WATERPRESS RANGE



These pumps are not suitable for sea water or for water containing corrosive or easily inflammable substances.

They are all equipped with AISI 416 stainless steel motor shaft (anti-corrosion).

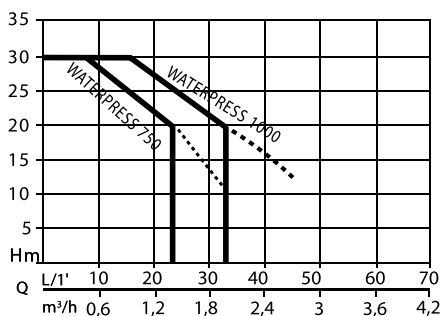


Start and stop pressure levels are preset by the manufacturer (adjustable for specific and different requirements) but the pumps are however equipped with a pressure switch for the adjustment and measurement of pressure (standard or electronic).



- Cast iron pump body for a high resistance

PERFORMANCE CURVE



	WATERPRESS 750	WATERPRESS 1000
CODE	N5209840	N5209850
GTIN CODE	8010583529012	8010583529029
ABSORBED POWER	600 W	800 W
MAX. HEAD / PRESSURE	42m / 4,2 bar	46 m / 4,6 bar
MAX. FLOW RATE	2700 l/h	3300 l/h
VOLTAGE / FREQUENCY	230 V / 50 Hz	230 V / 50 Hz
RATED CURRENT	2.6 A	3.5 A
SUCTION / DELIVERY PORT	33.25 mm (1" F)	33.25 mm (1" M)
NUMBER OF IMPELLERS	1	1
PUMP BODY	Cast iron	Cast iron
OPERATING PRESSURE	2/3 bar	2/3 bar
MAX. TEMPERATURE OF PUMPED FLUID	50 °C	50 °C
EXPANSION TANK	Steel 20 l	Steel 20 l
POWER CABLE	1.5 m with Schuko plug	1.5 m with Schuko plug

WATERPRESS RANGE



These pumps are not suitable for sea water or for water containing corrosive or easily inflammable substances. Both models have an anti-corrosion AISI 416 stainless steel motor shaft.

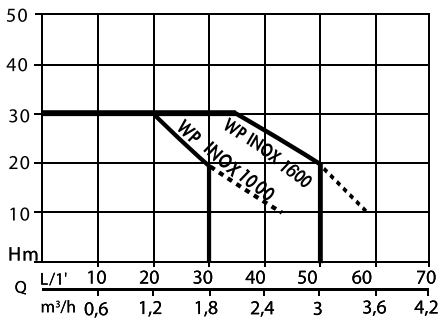


Start and stop pressure levels are preset by the manufacturer (adjustable for specific and different requirements) but the pumps are however equipped with a pressure switch for the adjustment and measurement of pressure (standard or electronic)



• **Stainless steel anti-corrosion pump body**

PERFORMANCE CURVE



	WATERPRESS INOX 1000	WATERPRESS INOX 1600
CODE	N5209570	N5209900
GTIN CODE	8010583125450	7630014516223
ABSORBED POWER	800 W	1200 W
MAX. HEAD / PRESSURE	46 m / 4,6 bar	50 m / 5 bar
MAX. FLOW RATE	3300 l/h	4300 l/h
VOLTAGE / FREQUENCY	230 V / 50 Hz	230 V
RATED CURRENT	3.5 A	5.7 A
SUCTION / DELIVERY PORT	33.25 mm (1" F)	33.25 mm (1" M)
NUMBER OF IMPELLERS	1	1
PUMP BODY	Stainless steel AISI 304	Stainless steel
OPERATING PRESSURE	2/3 bar	2/3 bar
MAX. TEMPERATURE OF PUMPED FLUID	50 °C	50 °C
EXPANSION TANK	Steel 24 l	Steel 24 l
POWER CABLE	1.5 m with Schuko plug	1.5 m with Schuko plug

WATERPRESS RANGE



These pumps are not suitable for sea water or for water containing corrosive or easily inflammable substances. Both models have an anti-corrosion AISI 416 stainless steel motor shaft.



Start and stop pressure levels are preset by the manufacturer (adjustable for specific and different requirements) but the pumps are however equipped with a pressure switch for the adjustment and measurement of pressure (standard or electronic).

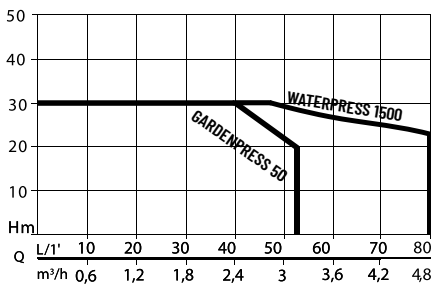


- Cast iron pump body for a high resistance

GARDENPRESS 50L:

- 50l Tank : thanks to the bigger tank it is possible to store a higher quantity of water and this reduces the restart operations of the pump

PERFORMANCE CURVE



	WATERPRESS 1500	GARDENPRESS 50 L
CODE	N5209890	N5209712
GTIN CODE	7630014507726	7630046621605
ABSORBED POWER	1100 W	1100 W
MAX. HEAD / PRESSURE	50 m / 5,0 bar	50 m / 5,0 bar
MAX. FLOW RATE	4300 l/h	4200 l/h
VOLTAGE / FREQUENCY	230 V	230 V / 50 Hz
RATED CURRENT	5.7 A	4.5 A
SUCTION / DELIVERY PORT	33.25 mm (1" M)	33.25 mm (1" M)
NUMBER OF IMPELLERS	1	1
PUMP BODY	Cast iron	Cast iron
OPERATING PRESSURE	2/3 bar	2/3 bar
MAX. TEMPERATURE OF PUMPED FLUID	50 °C	50 °C
EXPANSION TANK	Steel 24 l	Steel 50 l
POWER CABLE	1.5 m with Schuko plug	1.5 m with Schuko plug

WATERPRESS RANGE



These pumps are not suitable for sea water or for water containing corrosive or easily inflammable substances. Start and stop pressure levels are preset by the manufacturer (adjustable for specific and different requirements) but the pumps are however equipped with a pressure switch for the adjustment and measurement of pressure (standard or electronic).



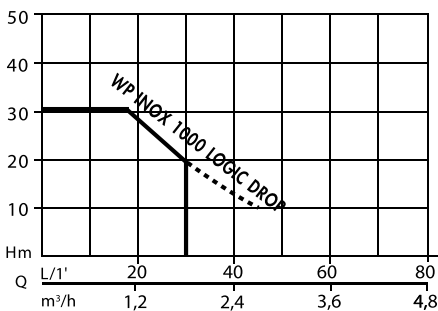
LOGIC DROP:

Integrated electronic device for dry running and motor overheating protection. Longer Pump Lifetime. Logic Drop is very simple to install.



- **Stainless steel anti-corrosion pump body**
- **Dry running and motor overload protection thanks to LOGIC DROP device.**

PERFORMANCE CURVE



WATERPRESS INOX 1000 LOGIC DROP	
CODE	N5209880
GTIN CODE	7640136681938
ABSORBED POWER	800 W
MAX. HEAD / PRESSURE	46 m / 4,6 bar
MAX. FLOW RATE	3300 l/h
VOLTAGE / FREQUENCY	230 V
RATED CURRENT	3,5 A
SUCTION / DELIVERY PORT	33.25 mm (1" F)
NUMBER OF IMPELLERS	1
PUMP BODY	Stainless steel AISI 304
OPERATING PRESSURE	2/3 bar
MAX. TEMPERATURE OF PUMPED FLUID	50 °C
EXPANSION TANK	Steel 24 l
POWER CABLE	1.5 m with Schuko plug

EVO-MULTIPRESS RANGE



These pumps are not suitable for sea water or for water containing corrosive or easily inflammable substances.

Start and stop pressure levels are preset by the manufacturer (adjustable for specific and different requirements) but thanks to the electronic pressure switch DIGIPRESS it is possible to manage the start and stop on place.



DIGIPRESS:

DIGIPRESS is an electronic pressure switch with an integrated digital pressure gauge which can manage the start and stop of the pump. Moreover this device protects the pump from dry running, motor overheating and water overtemperature.

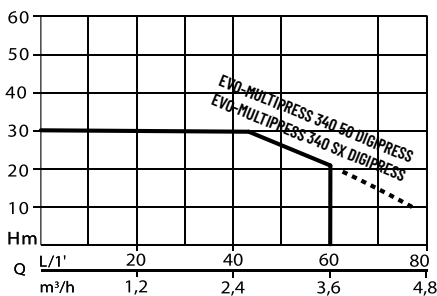


- Alarm in case of low air pressure inside the tank (considering high number of pump start and stop)
- Water temperature overheating protection
- Motor overload and dry running protection

EVO-MULTIPRESS 340 50 DIGIPRESS:

- Expansion Tank 50l. Thanks to the bigger tank it is possible to store a higher quantity of water and this reduces the restart operations of the pump.

PERFORMANCE CURVE



	EVO-MULTIPRESS 340 50 DIGIPRESS	EVO-MULTIPRESS 340 SX DIGIPRESS
CODE	N5301252	N5301262
GTIN CODE	7630046622176	7630046622183
ABSORBED POWER	800 W	800 W
MAX. HEAD / PRESSURE	45 m / 4,5 bar	45 m / 4,5 bar
MAX. FLOW RATE	5000 l/h	5000 l/h
VOLTAGE / FREQUENCY	230 V	230 V
RATED CURRENT	3,4 A	3,4 A
SUCTION / DELIVERY PORT	33.25 mm (1" M)	33.25 mm (1" M)
NUMBER OF IMPELLERS	4	4
PUMP BODY	Stainless steel AISI 304	Stainless steel AISI 304
OPERATING PRESSURE	2/3 bar	2/3 bar
MAX. TEMPERATURE OF PUMPED FLUID	50 °C	50 °C
EXPANSION TANK	Steel 50 l	Stainless steel AISI 304 24l
POWER CABLE	1.5 m with Schuko plug	1.5 m with Schuko plug

DRAINAGE CLEAR WATER

Flotec submersible pumps for clear water have been designed to drain standing water and domestic waste water, empty and dry flooded rooms, and draw water from wells, basins or cisterns.

Models with a floating switch can even run automatically. The wide range of models enables every user to find the pump that best suits his needs.

(See Application Guide at page 4-5)



COMPAC



COMPAC pumps are submersible pumps for clear water, equipped with an asynchronous single-phase motor and with a stainless steel motor shaft (anti-corrosion). The integrated check valve placed on the discharge prevents water from flowing back to the pump.

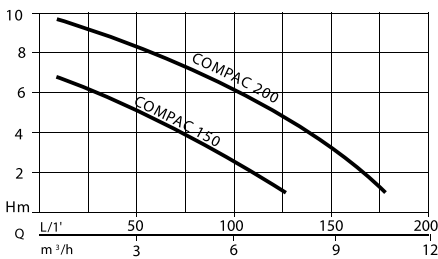


S.O.S. Flood kit is an emergency kit composed of a compac 200, portable plastic filter box, 12.5m sturdy, durable draining pipe and by a plastic hose connection kit. The Flood box helps people who are affected by flood water to react quickly and efficiently.



- The pump works in manual and automatic mode
- Integrated vertical floating switch
- Minimum draining level 2mm with manual mode

PERFORMANCE CURVE



	COMPAC 150	COMPAC 200	S.O.S FLOOD KIT
CODE	N1080030	N1080040	N1080120
GTIN CODE	8010583317176	8010583317183	7630014503582
ABSORBED POWER	300 W	650 W	650 W
MAX. HEAD / PRESSURE	7 m / 0.7 bar	10 m / 1.0 bar	10 m / 1.0 bar
MAX. FLOW RATE	8500 l/h	11500 l/h	11500 l/h
VOLTAGE / FREQUENCY	230 V / 50 Hz	230 V / 50 Hz	230 V / 50 Hz
RATED CURRENT	1.35 A	2.9 A	2.9 A
PUMP BODY	Polypropylene	Polypropylene	Polypropylene
MAX. TEMPERATURE OF PUMPED FLUID	40 °C	40 °C	40 °C
MAX DEPTH OF IMMERSION	7 m	7 m	7 m
MAX. SIZE OF IMPURITIES	5 mm	5 mm	5 mm
MINIMUM DRAINING LEVEL	2 mm (man.) 30 mm (auto.)	2 mm (man.) 30 mm (auto.)	2 mm (man.) 30 mm (auto.)
POWER CABLE	10 m H07 RN8-F	10 m H07 RN8-F	10 m H07 RN8-F
PUMP OUTLET	41.90 mm (1 1/4 M)	41.90 mm (1 1/4 M)	41.90 mm (1 1/4 M)
START / STOP LEVEL	140mm /30mm	140mm /30mm	140mm /30mm
ACCESSORIES INCLUDED	Adjustable connector for threaded hoses Ø 25 and 32 mm Check valve	Adjustable connector for threaded hoses Ø 25 and 32 mm Check valve	Adjustable connector for threaded hoses Ø 25 and 32 mm. Check valve

CLEAROX RANGE



Clearox are submersible pumps for clear water drainage, equipped with float switch for automatic operation and with ergonomic handle for a secure grip and an easy portability.

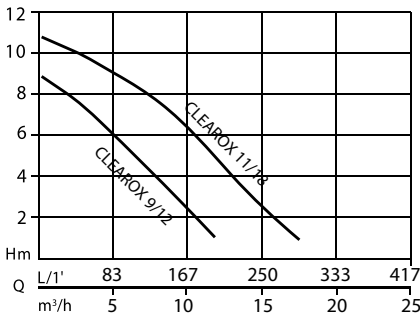


Thanks to cooling jacket the pump can work in both immersed and submerged conditions. The flat suction device allows to drain water down to 2mm.



- **Draining level up to 2 mm in manual mode thanks to suction device**
- **Manual and automatic operation**

PERFORMANCE CURVE



	CLEAROX 11/18	CLEAROX 9/12
CODE	N1080150	N1080140
GTIN CODE	7630046619152	7630046619145
ABSORBED POWER	1100 W	700 W
MAX. HEAD / PRESSURE	11 m / 1.1 bar	9 m / 0.9 bar
MAX. FLOW RATE	18000 l/h	12000 l/h
VOLTAGE / FREQUENCY	230 V / 50 Hz	230 V / 50 Hz
RATED CURRENT	2.9 A	-
PUMP BODY	Stainless steel	Stainless steel
MAX. TEMPERATURE OF PUMPED FLUID	35 °C	35 °C
MAX DEPTH OF IMMERSION	7 m	7 m
MAX. SIZE OF IMPURITIES	10 mm	10 mm
MINIMUM DRAINING LEVEL	2 mm	2 mm
POWER CABLE	10 m H07 RN8-F	10 m H07 RN8-F
PUMP OUTLET	41.90 mm (1 1/4 F)	41.90 mm (1 1/4 F)
START / STOP LEVEL	510 mm /175 mm	510 mm /175 mm
ACCESSORIES INCLUDED	Flat Suction device	Flat Suction device

VIP RANGE



The submersible pumps of the VIP range are suitable for pumping clear water with impurities up to 6mm size.

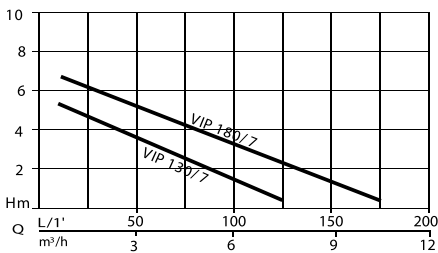


They have ceramic reinforcing elements on the shaft that guarantees a longer life and enables them to be used in continuous mode.



- **Continuous duty**
- **Automatic operation thanks to the float switch**

PERFORMANCE CURVE



	VIP 130/6 AUTO	VIP 180/7 AUTO
CODE	N1041100	N1041120
GTIN CODE	8010583126044	8010583126068
ABSORBED POWER	320 W	370 W
MAX. HEAD / PRESSURE	6 m / 0.6 bar	7 m / 0.7 bar
MAX. FLOW RATE	7800 l/h	10800 l/h
VOLTAGE / FREQUENCY	230 V / 50 Hz	230 V / 50 Hz
RATED CURRENT	1.3 A	1.6 A
PUMP BODY	Polypropylene	Polypropylene
MAX. TEMPERATURE OF PUMPED FLUID	40 °C	40 °C
MAX DEPTH OF IMMERSION	7 m	7 m
MAX. SIZE OF IMPURITIES	6 mm	6 mm
MINIMUM DRAINING LEVEL	20 mm (man.)	20 mm (man.)
POWER CABLE	10 m H07 RN8-F	10 m H07 RN8-F
PUMP OUTLET	41.90 mm (1 1/4 M)	41.90 mm (1 1/4 M)
START / STOP LEVEL	330 mm/150 mm	330 mm/150 mm
ACCESSORIES INCLUDED	Adjustable connector Ø15 ,19 and 25 mm hoses	Adjustable connector Ø15 ,19 and 25 mm hoses

DRAINAGE WASTE WATER

Flotec submersible pumps for waste water are an essential requirement when it is necessary to transfer water containing suspended solid with a maximum diameter of 40 mm.

Therefore, they are particularly suitable to drain cesspools, remove flood water and transfer sewage from sump. It is sufficient to choose the article that best suits your actual needs, from the practical plastic model with limited dimensions to the more professional steel version if usage requires more resistant material.

(See Application Guide at page 4-5)



FP-VIP VORT RANGE



FP and VIPVORT pumps are suitable for pumping waste water with impurities up to 25 mm size (according to the model). They are equipped with stainless steel motor shaft



VIPVORT pumps have reinforcing elements in ceramic fitted on the drive motor to allow the pump to be used in continuous mode.

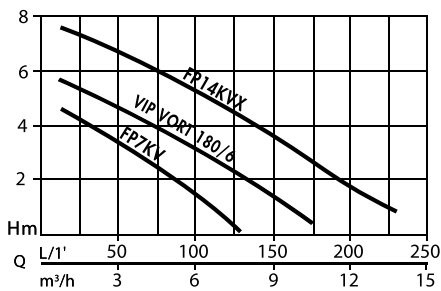


- Continuous duty
- Automatic work thanks to the float switch

FP14KVX:

- stainless steel pump body anti corrosion

PERFORMANCE CURVE



	FP7KV	FP14KVX	VIP VORT 180/6 AUTO
CODE	N2101130	N2101140	N2101090
GTIN CODE	8010583529043	8010583529050	8010583126082
ABSORBED POWER	300 W	600 W	480 W
MAX. HEAD / PRESSURE	5 m / 0,5 bar	8 m / 0.8 bar	6 m / 0.6 bar
MAX. FLOW RATE	7800 l/h	14400 l/h	10800 l/h
VOLTAGE / FREQUENCY	230 V / 50 Hz	230 V / 50 Hz	230 V / 50 Hz
RATED CURRENT	1.6 A	2.5 A	2.1 A
PUMP BODY	Polypropylene	Stainless steel	Polypropylene
MAX. TEMPERATURE OF PUMPED FLUID	35 °C	35 °C	40 °C
IMPELLER	Noryl	Reinforced fiberglass	Noryl
MAX DEPTH OF IMMERSION	7 m	7 m	7 m
MAX. SIZE OF IMPURITIES	25 mm	22 mm	25 mm
MINIMUM DRAINING LEVEL	25 mm	36.5 mm (man.)	30 mm (man.)
POWER CABLE	10 m H05 RNF	10 m H05 RNF	10 m H07 RN8-F
PUMP OUTLET	41.90 mm (1"1/4 M)	41.90 mm (1"1/4 M)	41.90 mm (1"1/4 M)
START / STOP LEVEL	330 mm/150 mm	370 mm/190 mm	370 mm/150 mm
ACCESSORIES INCLUDED	Adjustable connector Ø 32mm	Adjustable connector Ø 32mm	Adjustable connector Ø 25mm and 32mm

MAXIVORT



Submersible pump for waste water and drainage applications. MAXIVORT 50-36/14 has been especially designed for very demanding heavy duty applications. It is ideal for drainage of cesspools, flood water removal and sewage transfer from sump.

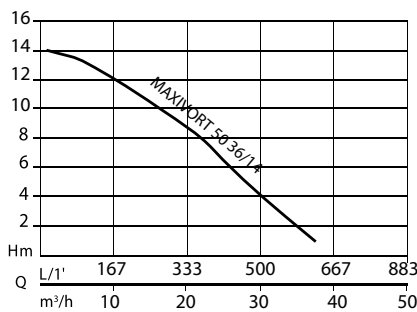


The 50 mm free passage allows reliable handling of solids without risk of blocking.



- **High quality mechanical seal assures long life**
- **50mm Free passage**
- **Stainless steel pump body**
- **Excellent motor protection**
- **Wear resistant shaft and impeller**

PERFORMANCE CURVE



MAXIVORT 50 36/14	
CODE	N2091230
GTIN CODE	7630046619169
ABSORBED POWER	2200 W
MAX. HEAD / PRESSURE	14 m / 1.4 bar
MAX. FLOW RATE	36000 l/h
VOLTAGE / FREQUENCY	230 V / 50 Hz
RATED CURRENT	7.2 A
PUMP BODY	Stainless steel
MAX. TEMPERATURE OF PUMPED FLUID	35 °C
IMPELLER	Die-cast and STAINLESS steel
MAX DEPTH OF IMMERSION	7 m
MAX. SIZE OF IMPURITIES	50 mm
MINIMUM DRAINING LEVEL	66 mm
POWER CABLE	10 m H07 RN8-F
PUMP OUTLET	59.61 mm (2" M)
START / STOP LEVEL	614mm/238mm
ACCESSORIES INCLUDED	Adjustable connector for hoses Ø 25 and 32mm

BIOX RANGE



BIOX pumps are particularly suitable for all lifting and emptying operations of dirty water with suspended solids, for handling of dirty discharge water (toilets), for emptying of wells and for the emptying of infiltrated water.

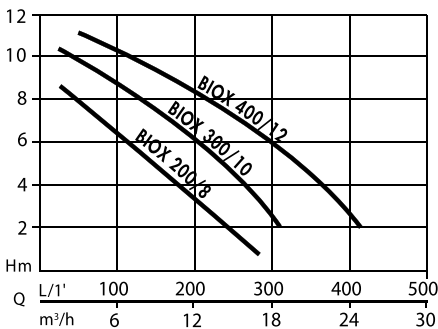


BIOX pumps have a V-RING gasket to protect the seal from sand and a thermal protection build in motor winding.



- **Continuous duty**
- **Completely in stainless steel**
- **Self-cleaning Vortex impeller design**
- **Automatic airventing**
- **Free passage 40 mm**

PERFORMANCE CURVE



	BIOX 200/8 AUTO	BIOX 300/10 AUTO	BIOX 400/12 AUTO
CODE	N2091020	N2091040	N2091060
GTIN CODE	8010583101706	8010583101720	8010583101744
ABSORBED POWER	900 W	1300 W	1600 W
MAX. HEAD / PRESSURE	9 m / 0.9 bar	11 m / 1.1 bar	12 m / 1.2 bar
MAX. FLOW RATE	17000 l/h	21000 l/h	27000 l/h
VOLTAGE / FREQUENCY	230 V / 50 Hz	230 V / 50 Hz	230 V / 50 Hz
RATED CURRENT	4.1 A	5.8 A	7.2 A
PUMP BODY	Stainless steel	Stainless steel	Stainless steel
MAX. TEMPERATURE OF PUMPED FLUID	40 °C	40 °C	40 °C
IMPELLER	Die-cast and STAINLESS steel	Die-cast and STAINLESS steel	Die-cast and STAINLESS steel
MAX DEPTH OF IMMERSSION	7 m	7 m	7 m
MAX. SIZE OF IMPURITIES	40 mm	40 mm	40 mm
MINIMUM DRAINING LEVEL	45 mm (man.)	45 mm (man.)	45 mm (man.)
POWER CABLE	10 m H07 RN8-F	10 m H07 RN8-F	10 m H07 RN8-F
PUMP OUTLET	47.8 mm (1 1/2" M)	59.61 mm (2" M)	59.61 mm (2" M)
START / STOP LEVEL	370 mm/250 mm	400 mm/300 mm	400 mm/300 mm
ACCESSORIES INCLUDED	Nipple 1/2"-1 1/4". Adjustable connect. for hoses Ø32,40mm	Nipple 1/2"-1 1/4". Adjustable connect. for hoses Ø32,50mm	Nipple 1/2"-1 1/4". Adjustable connect. for hoses Ø32,50mm

ACCESSORIES

Our Flotec accessory range offers a wide choice of items for automating, protecting, or simply connecting your pump to your domestic installation.



LOGIC DROP



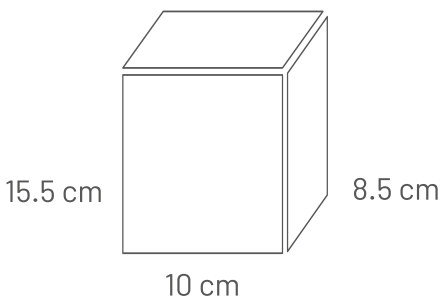
Logic Drop is an electronic device for dry running and motor overload protection. It is very easy to install; it records the pump technical data at first use and maintains them even in case of temporary electricity cut-off.



Applications:
Surface pumps
Submersible pumps



- Easy installation
- Longer pump lifetime
- Dry running protection
- Protection against motor overload



	LOGIC DROP
CODE	ZB902410
GTIN CODE	7640136681891
VOLTAGE / FREQUENCY	230 V / 50 Hz
RATED CURRENT	3 A
MAX. AMBIENT TEMPERATURE	55 °C
WORKING TEMPERATURE	5 ... 45 °C

PRESSUREMATE 1.5



PRESSUREMATE 1.5 is an electronic device that starts and stops the pump in accordance with the operating and closing of the taps. If no water is supplied, the electronic system stops the pump to protect it from dry running.



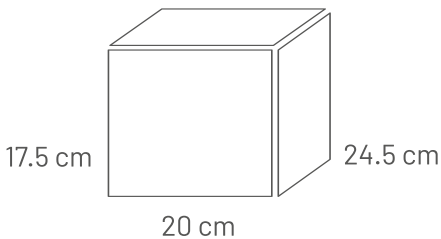
After eliminating the causes of the stopping it is sufficient to press the red Restart button to restore the normal operation. In case of a temporary electricity cut-off the device will automatically start up again when the power returns.

Applications

Surface pumps
Submersible pumps




- **Protection from dry running**
- **Attenuates the effects of water hammering**
- **Replaces the traditional expansion tank system**
- **Maintenance- free**
- **Easy to install**



	PRESSUREMATE 1.5
CODE	ZB902370
GTIN CODE	8010583530162
ABSORBED POWER	1500 W
MAX. HEAD / PRESSURE	10 bar
VOLTAGE / FREQUENCY	230 V / 50/60 Hz
RATED CURRENT	16 A
PROTECTION CLASS	IP 65
STARTING PRESSURE	1.5 bar
WORKING PRESSURE	from 1 up to 6 bar
WEIGHT	1.07 kg
CONNECTION PORT	33.25 mm (1" M)
WORKING TEMPERATURE	65 °C

DIGIPRESS



DIGIPRESS is an electronic pressure switch with an integrated digital pressure gauge. It can manage the start and stop of single-phase electric pumps up to 2,2 kW. It can operate as a differential pressure switch, as an inverted pressure switch, or just with max. or minimum pressures.



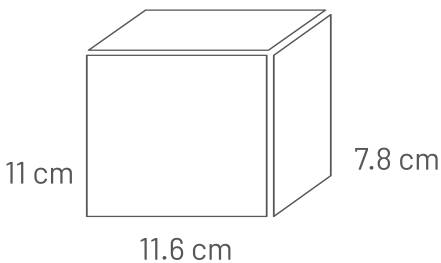
DIGIPRESS includes also instantaneous current lecture, it controls and manages the overcurrent, the dry running protection of the pump and fast cycling protection.

Applications

Surface pumps
Submersible pumps








- **Alarm in case of low air pressure inside the tank (considering high number of pump start and stop)**
- **Dry running and motor overheating protection**
- **Function ART (Automatic Reset Test): when the device is disconnected due to dry running it has been conceived to be able to automatically try to reconnect until the water is back in the system**












	DIGIPRESS
CODE	ZB902570
GTIN CODE	7630046602185
ABSORBED POWER	2200 W
VOLTAGE / FREQUENCY	230 V / 50/60 Hz
RATED CURRENT	30 A
MAX. AMBIENT TEMPERATURE	60 °C
PROTECTION CLASS	IP 55
STARTING PRESSURE	0,5 ÷ 7 bar
STOPPING PRESSURE	1 ÷ 8 bar
WEIGHT	0.28 kg
CONNECTION PORT	41.90 mm (1 1/4)
WORKING TEMPERATURE	50 °C

ACCESSORIES

CODE	MODEL	Image	Model	FAM	CODE
ZB902410 7640136681891	LOGIC DROP		GARDENJET 1000	●	N4177010
ZB902370 8010583530162	PRESSUREMATE 1,5		EVO-MULTIMAX 340 LOGIC SAFE	●	N4501300
ZB902570 7630046602185	DIGIPRESS		EVO-MULTIMAX 550 LOGIC SAFE	●	N4501310
ZB401020 8010583051193	PT 6 Pressure switch		AUTO JET 1000	●	N4176790-01
ZB902430 7630014517251	PT 6 CAB Pressure switch with cable 1/4" F avec prise M/F		AUTO JE TINOX 1600	●	N4177000-P
ZB400430 8010583050608	TF 600 Flexible hose 1" F - 1"M		GARDENJET 750	●	N4176950
ZB901820 8010583312690	TF 800 Flexible hose 1" F - 1"M		GARDENJET 1500	●	N4176960
			GARDENJET INOX 1600	●	N4177000
			EVO-MULTIMAX 840	●	N4501320
			HYDROBLASTER 2.5	●	N4151070
			EVOTRONIC 350	●	N4501330
			SUB 330S AUTO	●	N3016140
			SUB 530S AUTO	●	N3016150

							SUB 6S Plus SUB 8S Plus									N3200190 N3200200
							SUB 8 S Plus AUTO									N3200200-P
							SUB 4600/75 Plus									N3200230
							SUB 6000/75 Plus									N3200240
							SCM 4 PLUS 115/92 DOM 30M									N3186070
							SCM 4" PLUS 115/122- M DOM									N3186270
							MULTIOIL									N4162030FI
							WATERPRESS 1600									N5209890
							GARDENPRESS 50									N5209710
							WATERPRESS INOX 1000									N5209570
							WATERPRESS INOX 1000 LOGIC DROP									N5209880
							WATERPRESS INOX 1600									N5209900
							EVO-MULTIPRESS 340 SX DIGIPRESS									N5301260
							EVO-MULTIPRESS 340 50 DIGIPRESS									N5301250
							WATERPRESS 750									N5209840
							WATERPRESS 1000									N5209850
							COMPAC 150									N1080030
							COMPAC 200									N1080040
							S.O.S. Flood Kit									N1080120
							VIP 130/6 AUTO									N1041100
							VIP 180/7 AUTO									N1041120
							VIP VORT 180/6 A									N2101090
							FP 7KV									N2101130
							CLEAROX 9/12									N1080140
							CLEAROX 11/18									N1080150
							BIOX 200/8 AUTO									N2091020
							BIOX 300/10 AUTO									N2091040
							BIOX 400/12 AUTO									N2091060
							FP 14 KVX									N2101140
							MAXIVORT 50 36/14									N2091230

ACCESSORIES

ACCESSORIES			ODE	4177010	4501300	4501310	4176790-01	4177000-P	4176950	4176960	4177000	4501320	4151070	4501330	3016140	3016150
CODE	MODEL		Model	GARDENJET 1000	EVO-MULTIMAX 340 LOGIC SAFE	EVO-MULTIMAX 550 LOGIC SAFE	AUTO JET 1000	AUTO JET INOX 1600	GARDENJET 750	GARDENJET 1500	GARDENJET INOX 1600	EVO-MULTIMAX 840	HYDROBLASTER 2.5	EVO TRONIC 350	SUB 330S AUTO	SUB 530S AUTO
			FA	●	●	●	●	●	●	●	●	●	●	●	●	●
ZB401830 8010583272529	KTD kit drainage hose with connectors															
ZB401150 8010583052527	KA 7L Suction hose with brass foot valve, stainless steel filter and fixing ring nut											●				
ZB401810 8010583263985	KA 7 Suction hose with foot valve, stainless steel filter and fixing ring nut			●	●	●	●	●	●	●	●					
ZB400300 8010583050479	R3V Three-ways brass connector			●	●	●		●	●	●	●					
ZB400310 8010583050486	R5V Raccord 5Five-ways brass connectorvoies en laiton			●	●	●		●	●	●	●					
ZB400720 8010583050899	VF1 Plastic foot valve			●	●	●	●	●	●	●	●					
ZB400680 8010583050851	VAR 1" 1/4 F - 1"1/4 F Check valve			●	●	●	●	●	●	●	●	●				
ZB902140 8010583329964	VAR 1" 1/4 F - 1"1/4 F															
ZB400630 8010583050806	VFF 1 Brass foot valve with stain- less steel filter			●	●	●	●	●	●	●	●	●				

ACCESSORIES			FAM	CODE
CODE	MODEL	Model		
ZB902440 7630014517268	KIT DR Adjustable connector 1" 1/4 F for hoses Ø 25-19- 15 mm			N4177010
ZB902450 7630014517275	KIT PRESS Kit for automating your pump		•	N4501300
ZB902420 7630014517244	KIT IRR Adjustable connector 1" M for hoses Ø 25-20-15 mm		•	N4501310
ZB902460 7630014517282	KIT FASP - Kit sand filter 1" - 130 micron - max. working press. 8bar		•	N4176790-01
ZA009600 8010583336313	FT 10 + NY10 10" filter with Nylon car- tridge and key Protection against impurities		•	N4177000-P
ZA009610 8010583336320	NY 10 Nylon Cartridge 10" 1"		•	N4176950
ZA009110-CE 8010583317022	VES 500 Vertical 500L Steel tanks with membrane		•	N4176960
ZA009100-CE 8010583317015	VES 300 Vertical 300L Steel tanks with membrane		•	N4177000
ZA009090-CE 8010583317008	VES 200 vert. 200L Steel tanks with membrane		•	N4501320
				N4151070
				N4501330
				N3016140
				N3016150

ACCESSORIES






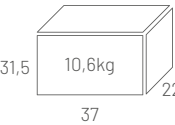
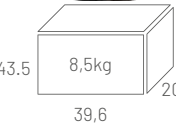
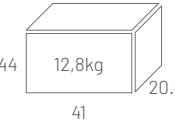
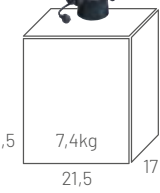
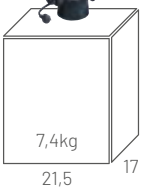
CODE	MODEL		Model	GARDENJET 1000	EVO-MULTIMAX 340 LOGIC SAFE	EVO-MULTIMAX 550 LOGIC SAFE	AUTO JET 1000	AUTO JET INOX 1600	GARDENJET 750	GARDENJET 1500	GARDENJET INOX 1600	EVO-MULTIMAX 840	HYDROBLASTER 2.5	EVO TRONIC 350	SUB 330S AUTO	SUB 530S AUTO
ZA009080-CE-1 7630014503711	100 LT VERTICAL 100 L Steel tanks with membrane	 94 48 48 16Kg		●	●	●			●	●	●	●				
ZA009130-CE-1 7630014503704	100 LT Horizontal 100 L Steel tanks with membrane	 50 77 48 15Kg		●	●	●			●	●	●	●				
ZA009070-CE-1 7630014505418	50 LT VERTICAL 50L Steel tanks with membrane	 80 38 38 11Kg		●	●	●			●	●	●	●				
ZA009120-CE-1 7630014505401	50 LT HORIZONTAL 50L Steel tanks with membrane	 42 63 39 10Kg		●	●	●			●	●	●	●				
ZA010540 7630014503728	24 LT HORIZONTAL 24L Steel tanks with membrane	 31 43 31 5Kg		●	●	●			●	●	●	●				
ZB902390 8010583540192	VESSIE 24 L Food quality rubber membrane															
ZB400980 8010583051155	MAP 6 Pressure gauge			●	●	●			●	●	●	●			●	●
ZB400990 8010583051162	MAR.6 Pressure gauge			●	●	●			●	●	●	●			●	●

PACKAGING DIMENSIONS AND WEIGHTS

GARDENJET 750	GARDENJET 1000	GARDENJET 1500
		
 28 8,6kg 19 38,5	 28 9,2kg 19 38,5	 29 17,2kg 23 45





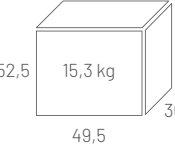
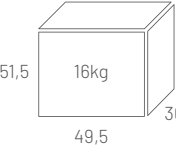
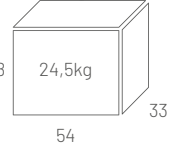
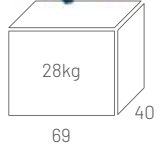
Pallet Qty

72	72	28
----	----	----

GARDENJET INOX 1600	AUTOJET 1000	AUTOJETINOX 1600	SUB 530S AUTO	SUB 330S AUTO
				
 31,5 10,6kg 22 37	 43,5 8,5kg 20,6 39,6	 44 12,8kg 20,5 41	 35,5 7,4kg 17 21,5	 35,5 7,4kg 17 21,5






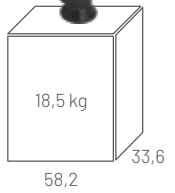
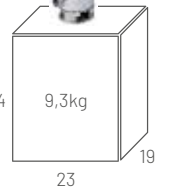
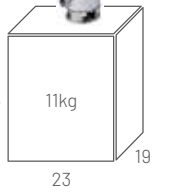
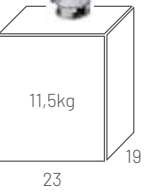
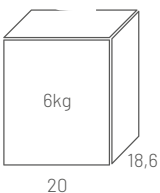
Pallet Qty

50	30	30	48	48
----	----	----	----	----

WATERPRESS 750	WATERPRESS 1000	WATERPRESS 1500	GARDENPRESS 50 L
			
 52,5 15,3 kg 30 49,5	 51,5 16kg 30 49,5	 58 24,5kg 33 54	 66 28kg 40 69



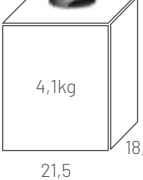
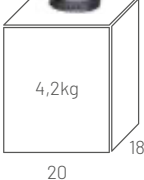
Pallet Qty

24	24	12	6
----	----	----	---

MAXIVORT 50 36/14	BIOX 200/8	BIOX 300/10	BIOX 400/12	FP14KVX
				
 57 18,5 kg 33,6 58,2	 44 9,3kg 19 23	 44 11kg 19 23	 44 11,5kg 19 23	 34,5 6kg 18,6 20





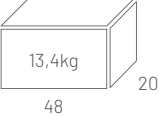
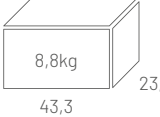
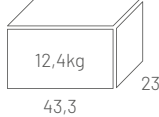
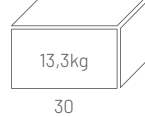







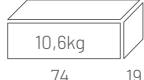
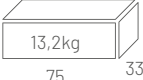
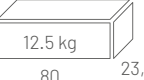
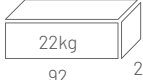






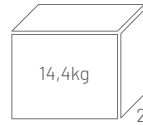
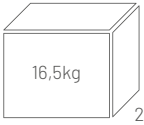
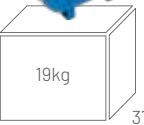
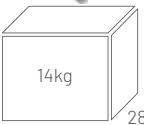
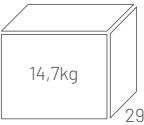















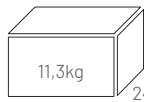
Pallet Qty

36	40	40	40	100
----	----	----	----	-----

FP7KV	VIP VORT 180/6
	
 32,5 4,1kg 18,5 21,5	 32,5 4,2kg 18 20

Pallet Qty

120	60
-----	----

	EVO-MULTIMAX 840	EVO-MULTIMAX 340 LOGIC SAFE	EVO-MULTIMAX 550 LOGIC SAFE	EVOTRONIC 350		
						
						
	26 13,4kg 48 20	25,3 8,8kg 43,3 23,6	25,3 12,4kg 43,3 23,6	35 13,3kg 30 42		
Pallet Qty	32		28		18	
	HYDROBLASTER 2.5 V	SUB 6S PLUS SUB 8S PLUS	SUB 8S PLUS AUTO	SUB 4600/75 PLUS SUB 6000/75 PLUS	SCM 4 PLUS 115/92 DOM	SCM 4 PLUS 115/122 DOM
						
						
	40 14,4kg 32,5 30,3 16	10,6kg 74 19	13,2kg 75 33	10,5 12,5 kg 80 23,5	14 22kg 92 29	13 30kg 105 34
Pallet Qty	45	30	20	30	12	8
	WATERPRESS INOX 1000	WATERPRESS INOX 1600	EVO-MULTIPRESS 340 50 DIGIPRESS	EVO-MULTIPRESS 340 SX DIGIPRESS	WATERPRESS INOX 1000 LOGIC DROP	
						
						
	58 14,4kg 50 29,3	61 16,5kg 51 29	72 19kg 69,5 37	58 14kg 49 28,8	58 14,7kg 54 29,3	
Pallet Qty	20	18	6	18	20	
	S.O.S FLOOD KIT	COMPAC 150	COMPAC 200	VIP 130/6 AUTO	VIP 130/7 AUTO	
						
						
	33 8,7kg 39,5 29,7	29 5kg 23 19,5	29 5,6kg 23 19,5	32,5 4,3kg 20 18	32,5 4,2kg 20 18	
Pallet Qty	24	60	60	60	60	
	CLEAROX 9/12	CLEAROX 11/18	MULTIOIL			
						
						
	36 5,8 kg 24,7 20,5	36 6,8 Kg 24,7 20,5	34 11,3kg 39 24			
Pallet Qty	75	75	50			



PENTAIR WATER ITALY S.R.L.
VIA MASACCIO 13 | 56010 LUGNANO DI VICOPISANO | PISA - ITALIA

All indicated Pentair trademarks and logos are property of Pentair. Third party registered and unregistered trademarks and logos are the property of their respective owners. © 2023 Pentair . All Rights Reserved.
Ed. 04/2023